




OWNER'S MANUAL

MYCRO 6



VOID

OWNER'S MANUAL

MYCRO 6



Features

- ▲ Close tolerance and durable components provide increased reliability and greater output.
- ▲ Accurately machined birch plywood cabinets for superior strength and longevity.
- ▲ Internal Powerdrive type 75 wall bracket mounting plate.
- ▲ Built in Electronic protection device for the HF driver.
- ▲ 12 x M8 flying points for fast and accurate installation.
- ▲ Wide and flat frequency response for unparalleled sound quality.
- ▲ Tough kick proof grills with foam filters protect the components from the heaviest of abuse.
- ▲ Rotatable Logo.
- ▲ Three year warranty and guarantee.

System Connections

Mycro 6 uses pins +1 and -1 for its input.

The Mycro 6's speakon connectors are wired in parallel, so either speakon can be used as the input. The other speakon can be used as a link output.

A positive signal to the + pin gives a forward cone movement on the Mycro 6.

Notes

The mycro 6 has been optimised for near wall positioning, the low frequency response will not be as stated if the enclosure is used further than 30 cm from a rear wall or ceiling.

Mycro 6 features a rotatable HF horn that allows the cabinet to be installed in either vertical or horizontal positions. To change the dispersion first loosen the 2 screws that hold the grill in place, these are located on the front top and bottom of the cabinet. Remove the grill and undo the 4 screws holding the HF horn in place. Rotate the HF horn by 90 degrees and replace the screws that hold it in place. Attach the grill and tighten the 2 screws that hold it in place.

The HF horn is factory aligned for vertical cabinet positioning. (90 h x 50 v when the cabinet is upright)

The Logo on Mycro 6 is spring loaded and rotatable. This allows the logo to be displayed upright when the cabinet is used in either vertical or horizontal positions.

Precautions

Please consider the following precautions during use :

1. Install the Mycro 6 in a dry environment, do not expose the cabinet to rain or moisture.
2. When flying or mounting Myrcro 6 enclosures, ensure safe working practices and follow the recommended rigging guidelines.
3. The Mycro 6 contains very powerful magnets. Do not locate an enclosure near any sensitive equipment such as; VDU monitors, TV's or high gain preamplifiers.

TECHNICAL SPECIFICATIONS

	Mycro 6
Frequency Response :	74 Hz - 21 KHz -3dB
Sensitivity :	95 dB 1w/1m
Impedance :	8 ohms
Power Handling :	200 watts rms
Maximum Output :	118 dB cont 121 dB peak
Dispersion :	90 h x 50 v - rotatable
Crossover Point :	2.8 KHz passive
Driver Configuration :	1 x 6.5" 1 x 1"
Protection :	HF - Electronic device
Rigging, Mounting :	12 x M8 inserts : Powerdrive type 75 plate : Top hat
Construction :	15 mm multi laminate plywood
Finish :	Textured polyurethane
Connectors :	2 x 4 pole speakon
Dimensions :	255 mm wide 370 mm high 252 mm deep
Weight :	10.4 Kg net 1 pcs 24.7 Kg shipping 2 pcs

Service

This unit has very sophisticated circuitry and should only be serviced by a fully trained technician.

No user serviceable parts inside
Refer servicing to a qualified technician

Worldwide Service

Service may be obtained from your local authorised service centre. To obtain service, simply present your sales receipt as proof of purchase along with the defective unit to an authorised service centre. They will handle the necessary paperwork and repair. Remember to transport your unit in the original factory packaging.

1. When sending a Mycro Series product to an authorised service centre for service, please write a detailed description of the fault and list any other equipment used in conjunction with the faulty product. Send the fault description with the faulty product, do not send it separately.
2. Ensure safe transportation of your unit to the authorised service centre. Ship it in the original factory packaging if possible.
3. Do not ship the unit in any kind of rack. Ignoring this warning may result in extensive damage to the unit and the equipment rack. Accessories are not needed. Do not send the instruction manual, cables or any other hardware.
4. Before returning your faulty product for repair, please remember to get a return authorisation number from the dealer whom you purchased your product from. Failure to do so could delay the repair of your product.

Warranty Registration

Please take time to fill out the warranty registration form at the back of this manual and return it to Void Acoustics.

Environmental



WEEE Mark

If you want to dispose of this product, do not mix with general household waste. There are separate collection systems for used electronic products in accordance with legislation under the WEEE Directive (Directive 2002/96/EC) and is effective only within the European Union.

This product is Rohs compliant



LIMITED WARRANTY

THE WARRANTY

For a period of three (3) years from the date of delivery to the original purchaser (as shown on the original invoice or sales receipt), Void Acoustics (hereinafter "Void") warrants to the ORIGINAL OWNER of each new Mycro Series product (provided it was purchased at an Authorised Void Dealer) that it is free of defects in materials and workmanship and that each product will meet or exceed all factory published specifications for each respective model. Void agrees to repair or replace (at its discretion) all defective parts at no charge for labour or materials; subject to following provisions:

WARRANTY VIOLATIONS

Void shall take no responsibility for repair or replacement as specified under this warranty, if the damaged product has been subject to misuse, accident, neglect or failure to comply with normal maintenance procedures; or if the serial number has been defaced, altered or removed. Nor will Void accept responsibility for, or resulting from, improper alterations or unauthorised parts or repairs. This warranty does not cover any damage to speakers or any other consequential damage resulting from breach of any written or implied warranty.

VOID WARRANTY PROVISIONS

Void will remedy any defect, regardless of the reason for failure (except as excluded) by repair, or replacement. Void will remedy the defect and ship the product within a reasonable time after receipt of the defective product at an Void Authorised Service Centre.

TO OBTAIN WARRANTY SERVICE

In the event that a Void product requires service, the Owner must contact Void or an Authorised Void Service Centre to receive an R.A.N. (Return Authorisation Number) and instructions on how to return the product to the Void Authorised Service Centre, or to the factory. Void (or its Authorised Service Centre) will initiate corrective repairs upon receipt of the returned product. Please save the original carton and all the packing materials in case shipping is required. All products being returned to the factory or service centre for repairs must be shipped prepaid.

If the repairs made by Void or the Void Authorised Service Centre are not satisfactory, the Owner is instructed to give written notice to Void. If the defect or malfunction remains after a reasonable amount of attempts by Void to remedy the defect or malfunction, the Owner shall then have the option to elect either a refund or replacement of said Void product free of charge. The refund shall be an amount equal to but not greater than the actual purchase price, not including any taxes, interest, insurance, closing costs and other finance charges (minus reasonable depreciation on the product). If a refund is necessary, the Owner must make the defective or malfunctioning product available to Void free and clear of all liens or other restrictions.

MODIFICATIONS OF EQUIPMENT

Void reserves the right to modify or change equipment (in whole or part) at any time prior to delivery thereof, in order to include therein electrical or mechanical improvements deemed appropriate by Void, but without incurring any liability to modify or change any equipment previously delivered, or to supply new equipment in accordance with any earlier specifications.

DISCLAIMER OF CONSEQUENTIAL AND INCIDENTAL DAMAGES

YOU, THE OWNER, ARE NOT ENTITLED TO RECOVER FROM VOID ANY INCIDENTAL DAMAGES RESULTING FROM ANY DEFECT IN THE VOID PRODUCT. THIS INCLUDES ANY DAMAGE TO ANOTHER PRODUCT OR PRODUCTS RESULTING FROM SUCH A DEFECT.

WARRANTY ALTERATIONS

No person has the authority to enlarge, amend, or modify this Warranty. This Warranty is not extended by the length of time which the Owner is deprived of the use of product. Repairs and replacement parts provided pursuant to the Warranty shall carry only the non-expired portion of the Warranty.

THIS STATEMENT OF WARRANTY SUPERSEDES ALL OTHERS CONTAINED IN THIS MANUAL

Technical and design specifications are subject to change without notice

Void Acoustics Warranty



This Void Acoustics product is guaranteed against defects due to faulty materials or workmanship for a period of 3 years from the date of original purchase, subject to the following restrictions.

1. This warranty is only valid in the country of purchase.
2. That the product has not been abused or operated in conjunction with unsuitable or faulty apparatus.
3. That the product has not been modified, disassembled or tampered with by any person other than Void Acoustics technical staff.
4. That the product has not suffered damage in transit.

Do not send goods to Void Acoustics without first obtaining a return authorisation number.

Carriage costs to Void Acoustics will be returned to the customer if warranty work proves necessary. Packing, insurance and freight on the return journey will be paid by Void Acoustics or its authorised dealers.

This warranty in no way affects your statutory rights.

Void Acoustics

Unit 10B, Dawkins Road Ind Est, Poole, Dorset, BH15 4JD
Tel: +44 (0)870 1651 332 Fax: +44 (0)870 1651 352

Owner's Warranty Copy



Date of purchase

Model

Serial number

Suppliers name and address

Post code :

Tel :

What to do if your Void product needs repair

Contact the dealer from whom you purchased the product and get a return authorisation number.

Return the product (preferably in its original box) to :

Void Acoustics, Unit 10B, Dawkins Road Ind Est, Poole,
Dorset, BH15 4JD, UK.

Warranty Registration



Thank you for purchasing this Void product. Please complete this warranty registration card and cut off this part and send it to the address overleaf.

Date of purchase

Model

Serial number

Suppliers name and address

Post code :

Tel :

Your name and address

Post code :

Tel :

Void Acoustics

Unit 10B

Dawkins Road Ind Est

Poole

Dorset

BH15 4JD

UK